






# Takeaway Homework



Choose your homework from the menu below



1. Collect as many examples of electronic or mechanical objects as you can, either digitally, or from magazines etc and create a moodboard. 



2. Find out the meaning of electronic, technology, cyborg and mechanical and write out detailed definitions- add them to your class work in an appropriate way 




3. Make a moodboard of images by ONE of these artists who also use photomontage/collage: Hannah Hoch, John Stezaker or Piero Fornasetti 




4. Take a series of photographs of electronic and mechanical objects around your home.  




5. Use magazine images of people and objects to create your own 'cyborgs' like Hershman's work.  

6. Create a 'personal profile' for one of the 'cyborgs' you have created. Tell us all about their personality and character. Present your profile in an imaginative way  

7: Recreate a piece of work by Hannah Hoch, John Stezaker or Piero Fornasetti either using found images or your own photographs.  

8. Make a detailed PowerPoint or Prezi presentation about ONE of these artists: Hannah Hoch, John Stezaker or Piero Fornasetti.   

9. Make a series of your own versions of Phantom Limb work by making collage montages of your own photographs of some one you know and electronic or mechanical objects.   

10: Make an original piece of work in the style of Hannah Hoch, John Stezaker or Piero Fornasetti using your own photographs   

Hot



Hottier



Flaming Hot



The chilli rating tells you the difficulty or challenge of the homework task. Chose a different task to complete each week. By the end of the project you should have attempted all of the tasks!